



morton.

GLEBE 118/14 Griffin Place

 2
  2
  1



Unique opportunity to reside in this beautifully appointed brand new architect designed property. Located in a quiet cul-de-sac only a stone's throw to waterfront parkland overlooking Blackwattle Bay the Anzac Bridge. Second level spacious open plan living area with 3.2 metre ceilings opens onto generous balcony. Designer kitchen with stone benchtops, gas stainless steel appliances, integrated dishwasher, microwave, dual circular sinks built-in water filter. Master bedroom with built-ins opens onto its own private courtyard gardens. Upper level second bedroom also with built-ins. Designer bathrooms located on alternative levels have high quality finishes both with rimless glass shower recesses. Open media area. Reverse cycle air conditioning. Internal laundry with dryer, washtub storage. Under cover secure parking with internal lift access. Walk to city transport Glebe's popular restaurant strip.

View



As advertised or by appointment

Agents

James Crow

 0410 593 057
 james.crow@morton.com.au

Ettiene West

 0410 593 749
 ettiene@morton.com.au

morton.com.au